

110

Contender™ Kingpinless Casters

CAPACITY TO 2000

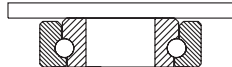


Precision raceways and fully heat treated construction make the 110 Series the ideal solution for applications exposed to rugged conditions or high amounts of impact and shock. More durable than competitors' case or induction hardened construction, and longer lasting than conventional kingpin designs.

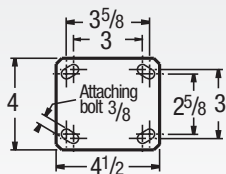
TYPICAL APPLICATIONS

- Dollies
- Dough troughs
- Platform trucks
- Tow line
- Utility carts
- Tooling fixtures
- Scrap metal carriers

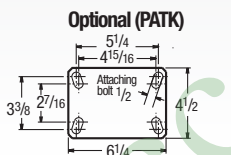
SWIVEL CROSS SECTION



MOUNTING OPTIONS Standard Plate



Special Order Plate




Consult factory for additional mounting options



FEATURES

- 3 Year warranty
- **Top Plate:** 5/16" AISI 1045 steel welded and heat treated for longer life
- **Yoke Base:** Notched AISI 1045 steel
- **Swivel Section:** One row of 3/8" ball bearings mounted in a heat treated precision machined raceway. Zerk in swivel section
- **Axle:** 1/2" diameter hollow axle with zerk fitting on roller and tapered bearing models (Solid axle on Delrin, precision ball, and Oilex models)
- **Finish:** Zinc plating
- Alternate or custom caster configurations available

BEARING OPTIONS



Consult factory for additional bearing options.

STAINLESS STEEL OPTION

See pages 80-81.



RIG OPTIONS

- **Optional overall heights** of 9 1/2" for 8" wheel diameter models add **-01** to end of caster number
- **Optional swivel leads** of 2-1/4" for 6" casters add **-018** to end of model number. Optional swivel lead of 3-1/2" for 8" casters add **-02**

BRAKE OPTIONS

To order, add brake code below to end of caster number. Example: 110XS06201SCB110

Cam specify **CB110**



PLB Integrated specify **PLB**

Single Side specify **SSB110**. Double Sided specify **DSB110**



Face specify **FBB**

Face specify **FBC** (Not available with swivel lock)



Face specify **FBE**

Poly Cam specify **P**



Hand operated field installable swivel lock specify **L**

Foot operated field installable swivel lock order **SL160002** separately



+ For swivel models add "S", for rigid model add "R" to end of base caster number.

Wheel Diameter (Inches)	Tread Width (Inches)	Capacity (Lbs) (Rated for manual operation)	Overall Height (Inches)	Swivel Lead (Inches)	Base Caster Number+
-------------------------	----------------------	--	-------------------------	----------------------	---------------------

Neoprene on Aluminum (28 Precision Ball Bearing)

NP	5	2	600	6 1/2	1 3/8	110NP05228
	6	2	700	7 1/2	1 9/16	110NP06228
	8	2	700	10 1/8	2 1/4	110NP08228

Moldon Rubber on Cast Iron (01 Roller Bearing)

MR	4	2	300	5 5/8	1 3/16	110MR04201
	5	2	450	6 1/2	1 3/8	110MR05201
	6	2	500	7 1/2	1 9/16	110MR06201
	8	2	600	10 1/8	2 1/4	110MR08201

Wheel Diameter (Inches)	Tread Width (Inches)	Capacity (Lbs) (Rated for manual operation)	Overall Height (Inches)	Swivel Lead (Inches)	Base Caster Number+
-------------------------	----------------------	--	-------------------------	----------------------	---------------------

Heavy Duty Moldon Rubber on Cast Iron (01 Roller Bearing)

MH	5	2	700	6 1/2	1 3/8	110MH05201
	6	2	820	7 1/2	1 9/16	110MH06201
	8	2	1000	10 1/8	2 1/4	110MH08201

X-tra Soft Flat Tread (29 Pedestal Precision Bearing)*

XS	4	2	400	5 5/8	1 3/16	110XS04229
	5	2	500	6 1/2	1 3/8	110XS05229
	6	2	600	7 1/2	1 9/16	110XS06229
	8	2	675	10 1/8	2 1/4	110XS08229

*All 110 bearings listed are available. Precision example: 110XS05228.

X-tra Soft Round Tread (29 Pedestal Precision Bearing)*

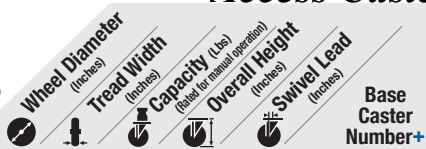
XR	6	2	450	7 1/2	1 9/16	110XR06229
	8	2	600	10 1/8	2 1/4	110XR08229

Prevenz™ antimicrobial models available. Add PREV to end of caster number.

*Precision ball (28) bearings available.

Change "01" to other bearing code. Example: 110XR06228.

+ For swivel models add "S", for rigid model add "R" to end of base caster number.



Polypropylene (01 Roller Bearing)*						
PB	4	2	450	5 5/8	1 3/16	110PB04201
	5	2	650	6 1/2	1 3/8	110PB05201
	6	2	750	7 1/2	1 9/16	110PB06201
	8	2	1000	10 1/8	2 1/4	110PB08201

Plain bore (41) available. Change "01" to other code. Plain bore example: 110RR04241. If plain bore specified 5" diameter capacity is 450 lbs, 6" diameter is 650 lbs, 8" diameter is 850 lbs.

Retort High Temp Polypropylene (01 Roller Bearing)						
RW	4	2	500	5 5/8	1 3/16	110RW04201
	5	2	650	6 1/2	1 3/8	110RW05201
	6	2	700	7 1/2	1 9/16	110RW06201
	8	2	900	10 1/8	2 1/4	110RW08201

Polyurethane on Aluminum Flat Tread (01 Roller Bearing)						
PD	4	2	700	5 5/8	1 3/16	110PD04201
	5	2	1050	6 1/2	1 3/8	110PD05201
	6	2	1230	7 1/2	1 9/16	110PD06201
	8	2	1500	10 1/8	2 1/4	110PD08201

Polyurethane on Cast Iron (28 Precision Ball Bearing)*						
PY	4	2	750	5 5/8	1 3/16	110PY04201**
	5	2	1050	6 1/2	1 3/8	110PY05228
	6	2	1200	7 1/2	1 9/16	110PY06228
	8	2	1500	10 1/8	2 1/4	110PY08228

*Available with Precision Ball (28) bearings (**except 4" diameter models which are not available with (28) bearing, Roller (01) bearing shown). Change "28" or "01" to other bearing code. Example: 110PY05229.

Polyurethane on Cast Iron (28 Precision Ball Bearing)*						
PY 80A	4	2	600	5 5/8	1 3/16	110PY0420180A**
	5	2	840	6 1/2	1 3/8	110PY0522880A
	6	2	960	7 1/2	1 9/16	110PY0622880A
	8	2	1200	10 1/8	2 1/4	110PY0822880A

To Specify Rigid or Swivel, insert "R" or "S" before "80A". Example: 110PY04201R80A.

*Available with Precision Ball (28) bearings (**except 4" diameter models which are not available with (28) bearing, Roller (01) bearing shown). Change "28" or "01" to other bearing code. Example: 110PY0522980A.

Aubin Industries Swivel-EAZ® Crown Tread (28 Prec. Ball Bearing)						
EY	4	2	675	5 5/8	1 3/16	110EY04228
	5	2	900	6 1/2	1 3/8	110EY05228
	6	2	1425	7 1/2	1 9/16	110EY06228
	8	2	2000	10 1/8	2 1/4	110EY08228

Aubin Industries Swivel-EAZ® Flat Tread (28 Precision Ball Bearing)						
EZ	4	2	900	5 5/8	1 3/16	110EZ04228
	5	2	1400	6 1/2	1 3/8	110EZ05228
	6	2	1900	7 1/2	1 9/16	110EZ06228
	8	2	2000	10 1/8	2 1/4	110EZ08228

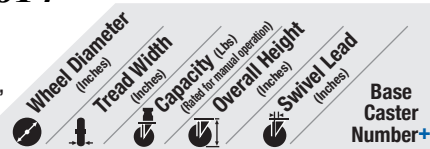
Polyurethane on Aluminum Round Tread (28 Precision Ball Bearing)						
AX	4	2	700	5 5/8	1 3/16	110AX04228
	5	2	1000	6 1/2	1 3/8	110AX05228
	6	2	1250	7 1/2	1 9/16	110AX06228
	8	2	1500	10 1/8	2 1/4	110AX08228

85 Shore A

Polyurethane on Aluminum Round Tread (28 Precision Ball Bearing)						
PM	5	2	1000	6 1/2	1 3/8	110PM05228
	6	2	1250	7 1/2	1 9/16	110PM06228
	8	2	1500	10 1/8	2 1/4	110PM08228

95 Shore A

+ For swivel models add "S", for rigid model add "R" to end of base caster number.



Polyurethane on Aluminum Round Tread (28 Precision Ball Bearing)						
PM 80A	5	2	1000	6 1/2	1 3/8	110PM0522880A
	6	2	1250	7 1/2	1 9/16	110PM0622880A
	8	2	1500	10 1/8	2 1/4	110PM0822880A

80 Shore A To Specify Rigid or Swivel, insert "R" or "S" before "80A". Ex: 110PM08228R80A.

Polyurethane on Heavy Duty Cast Iron (28 Precision Ball Bearing)						
PF	6	2	2000	7 1/2	1 9/16	110PF06228
	8	2	2000	10 1/8	2 1/4	110PF08228

95 Shore A

Magnum Polyurethane on Aluminum Round Tread (28 Prec. Ball Bearing)						
UA	4	2	700	5 5/8	1 3/16	110UA04228
	6	2	750	7 1/2	1 9/16	110UA06228
	8	2	900	10 1/8	2 1/4	110UA08228

Blue Shore 95A Standard
 UA Black Shore 70A 4"=400 capacity 6"=410 capacity 8"=500 capacity
 UA Red Shore 80A 4"=500 capacity 6"=500 capacity 8"=800 capacity
 UA Orange Shore 73D 4"=900 capacity 6"=1,000 capacity 8"=1,200 capacity

To order color/durometer enter durometer code at end of model. Red wheel example: 110UA08228S80A. To specify Rigid or Swivel, insert "R" or "S" before last 3 digit durometer code. Ex: 110UA08228R80A.

Polyurethane on Polypropylene (29 Pedestal Precision Bearing)						
XA	4	2	600	5 5/8	1 3/16	110XA04229
	5	2	750	6 1/2	1 3/8	110XA05229
	6	2	900	7 1/2	1 9/16	110XA06229
	8	2	1200	10 1/8	2 1/4	110XA08229

Prevenz™ antimicrobial models available.

X-Treme™ Plus Solid Polyurethane (29 Pedestal Precision Bearing)*						
XP	4	2	1400	5 5/8	1 3/16	110XP04229
	5	2	1200	6 1/2	1 3/8	110XP05229
	6	2	1400	7 1/2	1 9/16	110XP06229
	8	2	1200	10 1/8	2 1/4	110XP08229

*All 110 bearings listed are available. Precision Ball Bearing example: 110XP04228.

Solid Elastomer (28 Precision Ball Bearing)						
SE	4	2	1000	5 5/8	1 3/16	110SE04228
	5	2	1000	6 1/2	1 3/8	110SE05228
	6	2	1200	7 1/2	1 9/16	110SE06228
	8	2	1200	10 1/8	2 1/4	110SE08228

Phenolic (01 Roller Bearing)						
TM	4	2	800	5 5/8	1 3/16	110TM04201
	5	2	1000	6 1/2	1 3/8	110TM05201
	6	2	1200	7 1/2	1 9/16	110TM06201
	8	2	1400	10 1/8	2 1/4	110TM08201

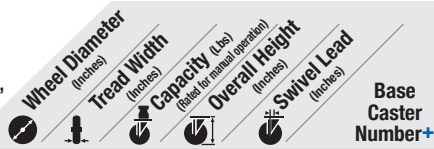
Straight Sided Phenolic (01 Roller Bearing)						
TH	4	2	1000	5 5/8	1 3/16	110TH04201
	5	2	1200	6 1/2	1 3/8	110TH05201
	6	2	1500	7 1/2	1 9/16	110TH06201

Maxim® (01 Roller Bearing)*						
NG	4	2	800	5 5/8	1 3/16	110NG04201
	5	2	1000	6 1/2	1 3/8	110NG05201
	6	2	1200	7 1/2	1 9/16	110NG06201
	8	2	1400	10 1/8	2 1/4	110NG08201

*Pedestal Precision ball (29) bearings available. Change "01" to other bearing code. Example: 110NG06229.

110 SERIES • CAPACITY TO 2000
HEAVY DUTY KINGPINLESS

+ For swivel models add "S", for rigid model add "R" to end of base caster number.



White Nylon (01 Roller Bearing)*						
NW	5	2	600	6 1/2	1 3/8	110NW05201
	6	2	900	7 1/2	1 9/16	110NW06201
	8	2	1100	10 1/8	2 1/4	110NW08201

*Bearings, Pedestal Precision Ball (29) Bearings or plain bore (41) models available. Change "01" to other bearing code. Plain Bore example: 110NW05241.

Glass Filled Polypropylene (01 Roller Bearing)*						
RT	4	2	800	5 5/8	1 3/16	110RT04201
	5	2	1000	6 1/2	1 3/8	110RT05201
	6	2	1200	7 1/2	1 9/16	110RT06201
	8	2	1400	10 1/8	2 1/4	110RT08201

*Plain Bore (41), Precision ball (28) and Pedestal Precision Ball (29) bearings available. Change "01" to other bearing code. Plain Bore example: 110RT04241.

Heavy Duty Glass Filled Nylon (29 Pedestal Precision Bearing)*						
DT	4	2	1000	5 5/8	1 3/16	110DT04229
	5	2	1200	6 1/2	1 3/8	110DT05229
	6	2	1400	7 1/2	1 9/16	110DT06229
	8	2	1600	10 1/8	2 1/4	110DT08229

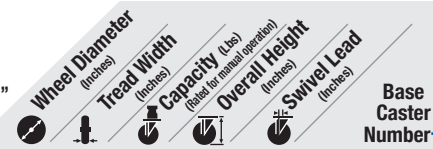
*Plain Bore (41), Roller (01) and Precision Ball (28) bearings available. Change "29" to other bearing code. Precision Ball example: 110DT04228.

High Temp Glass Filled Nylon (01 Roller Bearing)*						
HT	4	2	800	5 5/8	1 3/16	110HT04201
	5	2	1000	6 1/2	1 3/8	110HT05201
	6	2	1200	7 1/2	1 9/16	110HT06201
	8	2	1400	10 1/8	2 1/4	110HT08201

*Plain Bore (41) available. Change "01" to other bearing code. Example: 110HT04241.

Trionix™ High Impact Polymer (28 Precision Ball Bearing)						
NX	4	2	2000	5 5/8	1 3/16	110NX04228
	5	2	2000	6 1/2	1 3/8	110NX05228
	6	2	2000	7 1/2	1 9/16	110NX06228
	8	2	2000	10 1/8	2 1/4	110NX08228

+ For swivel models add "S", for rigid model add "R" to end of base caster number.



Cast Iron (01 Roller Bearing)						
CA	4	1 7/8	1000	5 5/8	1 3/16	110CA04201
	5	1 7/8	1300	6 1/2	1 3/8	110CA05201
	6	1 7/8	1400	7 1/2	1 9/16	110CA06201
	8	2	1800	10 1/8	2 1/4	110CA08201

Heavy Duty Cast Iron (01 Roller Bearing)						
CH	5	2	1500	6 1/2	1 3/8	110CH05201
	6	2	1700	7 1/2	1 9/16	110CH06201
	8	2	1800	10 1/8	2 1/4	110CH08201

Drop Forged Steel (01 Roller Bearing)						
FS	4	1 1/2	1400	5 5/8	1 3/16	110FS04101
	5	1 3/4	1500	6 1/2	1 3/8	110FS05201
	6	2	1700	7 1/2	1 9/16	110FS06201

V-Grooved Cast Iron (01 Roller Bearing)						
VG	4	2	800	5 5/8	1 3/16	110VG04201
	5	2	800	6 1/2	1 3/8	110VG05201
	6	2	1000	7 1/2	1 9/16	110VG06201

Ductile Iron Crowned Tread (01 Roller Bearing)*						
FR, FM	5	2	1500	6 1/2	1 3/8	110FR05201
	6	2	2000	7 1/2	1 9/16	110FR06201
	8	2	2000	10 1/8	2 1/4	110FR08201

*Precision Ball (28) bearings available. Change "01" to other bearing code. Example: 110FR05228
Note: Ductile Iron Flat Tread (FM) models available. Change FR wheel code to FM. Example: 110FM05201.



Need even more load capacity?

Check out our USA Made 310 and 410 Series Kingpinless Casters – also featuring an industry leading 3 Year Warranty:

310 Series (up to 4,100 lb. capacity each) – pages **48-49**

410 Series (up to 5,400 lb. capacity each) – pages **50-51**