



Premium Quality



Environmentally Friendly



Towing[^]

115

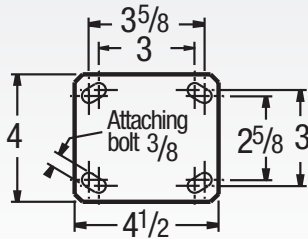
Kingpinless Dual Wheel Casters

CAPACITY TO 2000




The 115 Series is a dual wheel version of our popular 110 Contender Kingpinless Series, with the addition of a third full leg for even greater durability. This remarkably durable dual wheel series provides easy turning and a sturdy footprint you can rely on.

MOUNTING OPTION



SWIVEL CROSS SECTION




FEATURES

- **Top Plate:** 5/16" AISI 1045 steel welded and heat treated for longer life
- **Yoke Base:** Notched AISI 1045 steel
- **Swivel Section:** One row of 3/8" ball bearings mounted in a **heat treated** precision machined raceway. Zerk in swivel section
- **Axle:** 1/2" diameter hollow axle with zerk fitting on roller and tapered

bearing models (Solid axle on Delrin, precision ball, and Oilex models)

- **Finish:** Zinc plating
- See 110 Series section for features and mounting options
- Alternate or custom caster configurations available
- Note: 115 Series is a dual wheel 110 Series

BEARING OPTIONS



RIG OPTIONS



PLB Integrated Brake specify **PLB**



Hand Operated Swivel Lock specify **L**



Add **TOE** to end of Caster Number to specify integrated toe guard. Standard model toe guards are 1/2" from floor

+ For swivel models add "S", for rigid model add "R" to end of base caster number.

Wheel Diameter (Inches)	Tread Width (Inches)	Capacity (Lbs) <small>(Roller for standard operation)</small>	Overall Height (Inches)	Swivel Lead (Inches)	Wheel Type	Base Caster Number+ Roller Bearing (01), Precision Ball (28)
115 Kingpinless Dual Wheel						
4	2	600	57/8	1.188	Mold-on Rubber/Iron	115MR04201
4	2	600	57/8	1.188	Mold-on Rubber/Aluminum	115MD04201
4	2	1000	57/8	1.188	Cast Iron	115CA04201
4	2	1600	57/8	1.188	Phenolic	115TM04201
4	2	2000	57/8	1.188	Polyurethane/Aluminum	115PD04201
4	2	2000	57/8	1.188	Trionix™	115NX04228
5	2	900	63/4	1.375	Mold-on Rubber/Iron	115MR05201
5	2	900	63/4	1.375	Mold-on Rubber/Aluminum	115MD05201
5	2	2000	63/4	1.375	Phenolic	115TM05201
5	2	2000	63/4	1.375	Cast Iron	115CA05201
5	2	2000	63/4	1.375	Polyurethane/Alum.	115PD05201
5	2	2000	63/4	1.375	Trionix™	115NX05228
6	2	1000	73/4	1.563	Mold-on Rubber/Iron	115MR06201
6	2	1000	73/4	1.563	Mold-on Rubber/Aluminum	115MD06201
6	2	2000	73/4	1.563	Cast Iron	115CA06201
6	2	2000	73/4	1.563	Phenolic	115TM06201
6	2	2000	73/4	1.563	Polyurethane/Aluminum	115PD06201
6	2	2000	73/4	1.563	Trionix™	115NX06228
8	2	1200	101/8	2.250	Mold-on Rubber/Iron	115MR08201
8	2	1200	101/8	2.250	Mold-on Rubber/Aluminum	115MD08201
8	2	2000	101/8	2.250	Cast Iron	115CA08201
8	2	2000	101/8	2.250	Phenolic	115TM08201
8	2	2000	101/8	2.250	Polyurethane/Aluminum	115PD08201
8	2	2000	101/8	2.250	Trionix™	115NX08228

See 110 Series section on pages 42-44 for wheel appearance and descriptions.

[^]Towing: Consult factory prior to ordering to ensure selection supports your towing requirement