

290  
292  
293

**Standard Kingpin  
Dual Wheel Casters**

CAPACITY TO 7500



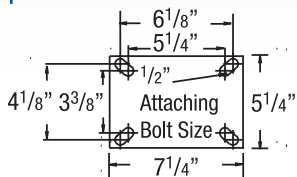
+ For swivel models add "S", for rigid model add "R" to end of base caster number.

Wheel Diameter (Inches)	Tread Width (Inches)	Capacity (Lbs) (Based on manual operation)	Overall Height (Inches)	Swivel Lead (Inches)	Approx. Wt. (Lbs)	Wheel Type	Base Caster Number+ Roller Bearing (01), (05), Precision (28)	Base Caster Number+ Tapered Roller Bearing (09)
-------------------------	----------------------	--------------------------------------------	-------------------------	----------------------	-------------------	------------	---------------------------------------------------------------	-------------------------------------------------

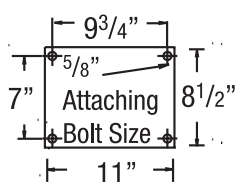
290 Standard Kingpin Dual Wheel								
6	2 1/2	1080	8	2 1/4	36 1/2	Mold-on Rubber/Iron	290MR06405	
6	2 1/2	3200	8	2 1/4	26 1/4	Phenolic	290TM06405	
6	2 1/2	3240	8	2 1/4	38	Polyurethane/Iron	290PY06405	
6	2 1/2	3500	8	2 1/4	37	Cast Iron	290CA06405	
6	2 1/2	3500	8	2 1/4		Trionix™	290NX06428	
8	2 1/2	1340	10 1/2	2 1/2	37 3/4	Mold-on Rubber/Iron	290MR08405	
8	2 1/2	3500	10 1/2	2 1/2	30 1/4	Polyurethane/Iron	290PY08405	
8	2 1/2	3500	10 1/2	2 1/2	42 3/4	Phenolic	290TM08405	
8	2 1/2	3500	10 1/2	2 1/2	44 1/2	Cast Iron	290CA08405	
8	2 1/2	3500	10 1/2	2 1/2		Trionix™	290NX08428	
10	2 1/2	1580	12 1/2	2 1/2	45	Mold-on Rubber/Iron	290MR10405	
10	2 1/2	3500	12 1/2	2 1/2	52 1/4	Polyurethane/Iron	290PY10405	
10	2 1/2	3500	12 1/2	2 1/2	34 1/2	Phenolic	290TM10405	
10	2 1/2	3500	12 1/2	2 1/2	53 1/4	Cast Iron	290CA10405	
10	2 1/2	3500	12 1/2	2 1/2		Trionix™	290NX10428	
12	2 1/2	1800	14	2 1/2	43	Mold-on Rubber/Iron	290MR12405	
12	2 1/2	3500	14	2 1/2	64 1/2	Polyurethane/Iron	290PY12405	
12	2 1/2	3500	14	2 1/2	61	Phenolic	290TM12405	
12	2 1/2	3500	14	2 1/2	51 3/4	Cast Iron	290CA12405	

These series are designed for greater capacity and better distribution of floor load with lowest possible overall height. These casters have differential action when changing direction, thus greatly reducing the scrubbing effect resulting from use of wide faced, small diameter wheels.

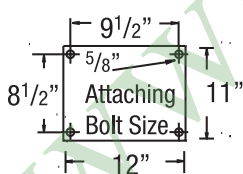
**290 MOUNTING OPTION**



**292 MOUNTING OPTION**



**293 MOUNTING OPTION**



**FEATURES**

- See 90 (page 62), 92 (page 64) and 93 (page 66) Series section for features and mounting options.

**BEARING OPTIONS**



292 Standard Kingpin Dual Wheel								
8	3	1680	11	3	62 1/2	Mold-on Rubber/Iron	292MR08501	292MR08509
8	3	2000	11	3		X-treme™ Plus Solid Poly	292XP08528	
8	3	4800	11	3	76	Drop Forged	292FS08501	292FS08509
8	3	4800	11	3	71	Polyurethane/Iron	292PY08501	292PY08509
8	3	4800	11	3	54	Phenolic	292TM08501	292TM08509
8	3	4800	11	3	62 3/4	Cast Iron	292CA08501	292CA08509
8	3	4800	11	3		Trionix™	292NX08528	
10	3	2000	12 7/8	3	67 3/4	Mold-on Rubber/Iron	292MR10501	292MR10509
10	3	4800	12 7/8	3	94 3/4	Drop Forged	292FS10501	292FS10509
10	3	4800	12 7/8	3	79 1/2	Polyurethane/Iron	292PY10501	292PY10509
10	3	4800	12 7/8	3	59	Phenolic	292TM10501	292TM10509
10	3	2500	12 7/8	3		X-treme™ Plus Solid Poly	292XP10528	
10	3	4800	12 7/8	3	73	Cast Iron	292CA10501	292CA10509
10	3	4800	12 7/8	3		Trionix™	292NX10528	
12	3	2280	14 7/8	3	78 1/2	Mold-on Rubber/Iron	292MR12501	292MR12509
12	3	4800	14 7/8	3	96	Polyurethane/Iron	292PY12501	292PY12509
12	3	4800	14 7/8	3	65 3/4	Phenolic	292TM12501	292TM12509
12	3	4800	14 7/8	3	84 1/4	Cast Iron	292CA12501	292CA12509

293 Standard Kingpin Dual Wheel								
10	4	2800	12 3/4	4	118 3/4	Mold-on Rubber/Iron	293MR10701	293MR10709
10	4	7500	12 3/4	4	126 1/2	Polyurethane/Iron	293PY10701	293PY10709
12	3-1/2	7500	15 3/4	4	150 1/2	Ductile Iron	293FM12601	293FM12609
12	3-1/2	7500	15 3/4	4	130 1/2	Polyurethane/Iron	293PY12601	293PY12609
12	3-1/2	7500	15 3/4	4	140 1/2	Cast Iron	293CA12601	293CA12609
12	4	3200	15 3/4	4	128 1/2	Mold-on Rubber/Iron	293MR12701	293MR12709
16	4	3980	19	4	170 1/2	Mold-on Rubber/Iron	293MR16701	
16	4	7500	19	4	209	Polyurethane/Iron	293PY16701	293PY16709
16	4	7500	19	4	145 1/2	Phenolic	293TM16701	
16	5	5140	19	4	196 1/2	Mold-on Rubber/Iron	293MR16801	
16	5	7500	19	4	237 1/2	Polyurethane/Iron	293PY16801	293PY16809
18	5	5600	21	4	244 1/4	Mold-on Rubber/Iron	293MR18801	