

310

Made in the USA
Contender™
Kingpinless Casters

CAPACITY TO 4100




Constructed from high quality, heat treated AISI 1045 laser-cut steel. Precision machined raceway, fully welded legs (inside and outside), and kingpinless design delivers superior strength in rugged applications.

TYPICAL APPLICATIONS

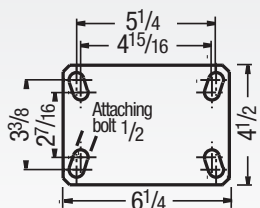
- Conveyor-drawn tow-trucks
- Heavy duty bakery racks
- Production dollies
- Heavy duty dough troughs

SWIVEL CROSS SECTION

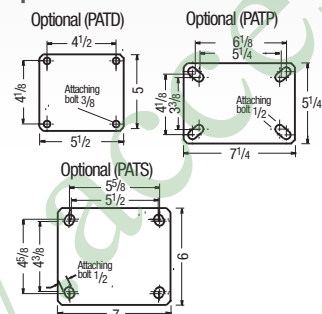


MOUNTING OPTIONS

Standard Plate



Special Order Plate



FEATURES

- **New laser cut steel construction**
- **3 Year warranty**
- **Top Plate:** 5/16" AISI 1045 heat treated steel welded inside and out for longer life
- **Swivel Section:** One row of 1/2" ball bearings mounted in a heat treated precision machined raceway. Zerk in swivel section
- **Yoke Base:** Notched AISI 1045 steel
- **Legs:** 3/8" thick welded inside and out
- **Axle:** 3/4" diameter
- **Finish:** RoHS Zinc plating, for greater corrosion resistance than paint
- Alternate or custom caster configurations available

BEARING OPTIONS



TOE GUARD



Specify **TOE** for caster integrated toe guard. Standard model toe guards are 1/2" from the floor.

STAINLESS STEEL OPTION

See page 84



RIG OPTIONS

- **Optional Towable Swivel Leads:**
 6" dia. 2-7/32"
 8" dia. 2-15/16"
 10" dia. 3-3/8"
 12" dia. 4-5/16"
 Consult factory for capacity changes. To order add **XL** to end of model. Example: 310MR06401**SXL**
- **Optional Spring Loaded:** Greater capacity and better shock protection. Noise levels are reduced through the dampening effect of these casters. See pages 94-95

BRAKE OPTIONS

To order, add brake code below to end of model. Example: 310PY08401**SP**

Poly Cam specify **P**



PLB Integrated specify **PLB**

Single Side specify **SSB310**. Double Sided specify **DSB310**



Face Contact specify **FBB**

Hand Operated Swivel Lock specify **L**



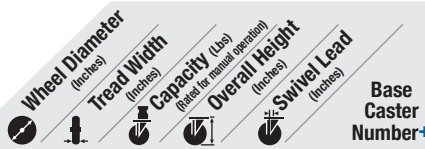
+ For swivel models add "S", for rigid model add "R" to end of base caster number.

Moldon Rubber on Cast Iron (01 Roller Bearing)*

MR/MH	Wheel Diameter (Inches)	Tread Width (Inches)	Capacity (Lbs) (Rate for manual operation)	Overall Height (Inches)	Swivel Lead (Inches)	Base Caster Number+
	6	2 1/2	700	7 1/2	1 3/8	310MR06401
	6	3	750	7 1/2	1 3/8	310MR06501
	8	2 1/2	850	10 1/8	2 1/16	310MR08401
	8	3	900	10 1/8	2 1/16	310MR08501
	10	2 1/2	950	11 1/2	2 1/4	310MR10401
	10	2 1/2**	1500	11 1/2	2 1/4	310MH10401
	10	3	1000	11 1/2	2 1/4	310MR10501
	10	3**	1800	11 1/2	2 1/4	310MH10501
	12	2 1/2	950	13 1/2	2 11/16	310MR12401
	12	2 1/2**	1700	13 1/2	2 11/16	310MH12401
	12	3	1200	13 1/2	2 11/16	310MR12501

*MR available with Tapered Roller (09) bearings. Change "01" to "09". Example: 310MR10409.

**Heavy-duty MH version of wheel.



Polyurethane on Cast Iron (01 Roller Bearing)*

PY	Wheel Diameter (Inches)	Tread Width (Inches)	Capacity (Lbs) (Rate for manual operation)	Overall Height (Inches)	Swivel Lead (Inches)	Base Caster Number+
	6	2 1/2	1600	7 1/2	1 3/8	310PY06401
	6	3	2000	7 1/2	1 3/8	310PY06501
	8	2 1/2	2000	10 1/8	2 1/16	310PY08401
	8	3	2500	10 1/8	2 1/16	310PY08501
	10	2 1/2	2300	11 1/2	2 1/4	310PY10401
	10	3	3000	11 1/2	2 1/4	310PY10501
	12	2 1/2	2700	13 1/2	2 11/16	310PY12401
	12	3	3500	13 1/2	2 11/16	310PY12501

PY 80A

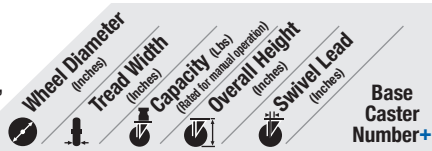


*Tapered Roller (09) bearings available. Change "01" to "09". Example: 310PY10409.

80A Durometer available, add "80A" to end of caster number. 80A capacity reduced by approximately 20%. Swivel example: 310PY06401**S80A**.

Continue on next page >>

+ For swivel models add "S", for rigid model add "R" to end of base caster number.



Polyurethane on Aluminum (01 Roller Bearing)*

Table with columns: PD, Wheel Diameter, Tread Width, Capacity, Overall Height, Swivel Lead, and Base Caster Number. Models include 310PD08401, 310PD08501, 310PD10401, and 310PD10501.

Standard durometer 95 Shore A. Other durometers available. *Tapered Roller (09) bearings available. Change "01" to "09". Example: 310PD10409.

Thick Tread Polyurethane (01 Roller Bearing)*

Table with columns: PX, Wheel Diameter, Tread Width, Capacity, Overall Height, Swivel Lead, and Base Caster Number. Models include 310PX06501, 310PX08501, 310PX10401, and 310PX12501.

Standard durometer 95 Shore A. Other durometers available. *Tapered Roller (09) bearings available. Change "01" to "09". Example: 310PX10409.

Aubin Industries Swivel-EAZ® Crown Tread (28 Prec. Ball Bearing)

Table with columns: EY, Wheel Diameter, Tread Width, Capacity, Overall Height, Swivel Lead, and Base Caster Number. Models include 310EY06528, 310EY08528, 310EY10528, and 310EY12528.

Aubin Industries Swivel-EAZ® Flat Tread (28 Prec. Ball Bearing)

Table with columns: EZ, Wheel Diameter, Tread Width, Capacity, Overall Height, Swivel Lead, and Base Caster Number. Models include 310EZ06528, 310EZ08528, 310EZ10528, and 310EZ12528.

Polyurethane on Cast Iron (01 Roller Bearing)

Table with columns: PI, Wheel Diameter, Tread Width, Capacity, Overall Height, Swivel Lead, and Base Caster Number. Models include 310PI06401, 310PI06501, 310PI08401, 310PI08501, 310PI10401, 310PI10501, 310PI12401, and 310PI12501.

Polyurethane on Heavy Duty Cast Iron (28 Precision Ball Bearing)*

Table with columns: PF, Wheel Diameter, Tread Width, Capacity, Overall Height, Swivel Lead, and Base Caster Number. Models include 310PF06428, 310PF08428, 310PF08528, and 310PF10528. 95 Shore A.

*Tapered Roller (09) bearings available. Change "28" to "09". Example: 310PF10509.

Polyurethane Reactive on Iron (28 Precision Ball Bearing)*

Table with columns: PR, Wheel Diameter, Tread Width, Capacity, Overall Height, Swivel Lead, and Base Caster Number. Models include 310PR10528 and 310PR12528. 80 Shore A.

*Tapered Roller (09) bearings available. Change "28" to "09". Example: 310PR10509.

Vulkollan on Cast Iron (01 Roller Bearing)*

Table with columns: VY, Wheel Diameter, Tread Width, Capacity, Overall Height, Swivel Lead, and Base Caster Number. Models include 310VY06401, 310VY06501, 310VY08401, 310VY08501, and 310VY10501.


*Tapered Roller (09) bearings available. Change "01" to "09". Example: 310VY10509.

Vulkollan Thick Tread Polyurethane (01 Roller Bearing)*

Table with columns: VX, Wheel Diameter, Tread Width, Capacity, Overall Height, Swivel Lead, and Base Caster Number. Models include 310VX06501, 310VX08501, and 310VX10501.

*Tapered Roller (09) bearings available. Change "01" to "09". Example: 310VX10509.

+ For swivel models add "S", for rigid model add "R" to end of base caster number.



X-treme Plus Solid Polyurethane (28 Precision Ball Bearing)

Table with columns: XP, Wheel Diameter, Tread Width, Capacity, Overall Height, Swivel Lead, and Base Caster Number. Models include 310XP08428, 310XP08528, 310XP10428, and 310XP10528.

Phenolic (01 Roller Bearing)*

Table with columns: TM, Wheel Diameter, Tread Width, Capacity, Overall Height, Swivel Lead, and Base Caster Number. Models include 310TM06401, 310TM06501, 310TM08401, 310TM08501, 310TM10401, 310TM10501, 310TM12401, and 310TM12501.

*Tapered Roller (09) bearings available. Change "01" to "09". Example: 310TM10409.

Trionix™ High Impact Polymer (28 Precision Ball Bearing)

Table with columns: NX, Wheel Diameter, Tread Width, Capacity, Overall Height, Swivel Lead, and Base Caster Number. Models include 310NX06428, 310NX06528, 310NX08428, 310NX08528, 310NX10428, and 310NX10528.

Cast Iron (01 Roller Bearing)*

Table with columns: CA, Wheel Diameter, Tread Width, Capacity, Overall Height, Swivel Lead, and Base Caster Number. Models include 310CA06401, 310CA06501, 310CA08401, 310CA08501, 310CA10401, 310CA10501, and 310CA12501.

*Tapered Roller (09) bearings available. Change "01" to "09". Example: 310CA10409.

V-Groove Cast Iron (01 Roller Bearing)*

Table with columns: VG/VF, Wheel Diameter, Tread Width, Capacity, Overall Height, Swivel Lead, and Base Caster Number. Models include 310VG06401, 310VG08401, 310VG08501, and 310VG10501.

V-Groove Drop Forged Steel (01 Roller Bearing)

Table with columns: Wheel Diameter, Tread Width, Capacity, Overall Height, Swivel Lead, and Base Caster Number. Model: 310VF08501.

*Tapered Roller (09) bearings available. Change "01" to "09". Example: 310VF10409.

Drop Forged Steel (01 Roller Bearing)*

Table with columns: FS, Wheel Diameter, Tread Width, Capacity, Overall Height, Swivel Lead, and Base Caster Number. Models include 310FS06401, 310FS08401, 310FS08501, and 310FS10501.

*Tapered Roller (09) bearings available. Change "01" to "09". Example: 310FS10509.

Ductile Iron Crowned Tread (01 Roller Bearing)*

Table with columns: FR, FM, VM, Wheel Diameter, Tread Width, Capacity, Overall Height, Swivel Lead, and Base Caster Number. Models include 310FR06401, 310FR06501, 310FR08501, and 310FR10501.

*Tapered Roller (09) bearings available. Change "01" to other bearing code. Example: 310FR08509. Ductile Iron Flat Tread (FM) and V-Groove (VM) models available. Change FR wheel code to FM or VM. Example: 310FM08501.

310 SERIES • CAPACITY TO 4100

HEAVY DUTY KINGPINLESS