

410

Made in the **USA**
Contender™
Kingpinless Casters
 CAPACITY TO 5400



Premium Quality



Towing[^]



Environmentally Friendly




Constructed from high quality, heat treated AISI 1045 laser-cut steel. Precision machined race-way, fully welded legs (inside and outside), and kingpinless design delivers superior strength in rugged applications.

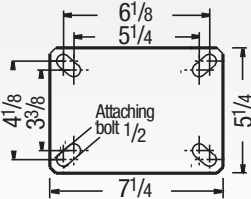
TYPICAL APPLICATIONS

- Conveyor-drawn tow-trucks
- Heavy duty bakery racks
- Production dollies
- Heavy duty dough troughs

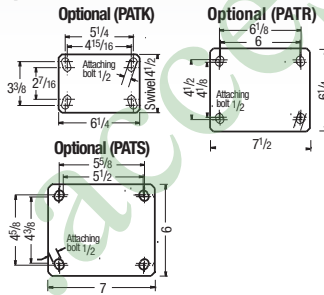
SWIVEL CROSS SECTION



MOUNTING OPTIONS Standard Plate



Special Order Plate



FEATURES

- New laser-cut steel construction
- 3 Year warranty
- Top Plate: 3/8" AISI 1045 heat treated steel welded inside and out for longer life
- Swivel Section: One row of 1/2" ball bearings mounted in a heat treated precision machined race-way. Zerk in swivel section
- Yoke Base: Notched AISI 1045 steel
- Legs: 3/8" thick welded inside and out
- Axle: 3/4" diameter
- Finish: RoHS Zinc plating, for greater corrosion resistance than paint
- Alternate or custom caster configurations available

RIG OPTIONS

- **Optional Spring Loaded:** Greater capacity and better shock protection. Noise levels are reduced through the dampening effect of these casters. See pages 96-97.




BRAKE OPTIONS

To order, add brake code below to end of model. Example: 410PY08401SP

Poly Cam
specify **P**

PLB Integrated
specify **PLB**



Single Side specify **SSB410**. **Double Sided** specify **DSB410**

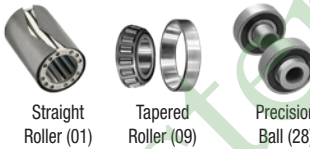
Face Contact
specify **FBB**



Hand Operated Swivel Lock
specify **L**



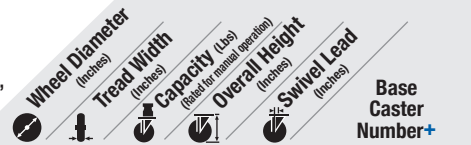
BEARING OPTIONS



TOE GUARD

Specify **TOE** for caster integrated toe guard. Standard model toe guards are 1/2" from the floor.

+ For swivel models add "S", for rigid model add "R" to end of base caster number.



Polyurethane on Aluminum (01 Roller Bearing)*

PD	Wheel Diameter (inches)	Tread Width (inches)	Capacity (lbs) (Rated for manual operation)	Overall Height (inches)	Swivel Lead (inches)	Base Caster Number+
	8	2 1/2	2010	10 1/2	2 15/16	410PD08401
	8	3	2520	10 1/2	2 15/16	410PD08501
	10	2 1/2	2370	12 1/2	3 3/8	410PD10401
	10	3	3000	12 1/2	3 3/8	410PD10501

*Tapered Roller (09) bearings and Precision Bearing (28) available. Change "01" to other bearing code. Tapered example: 410PD08409.

Polyurethane on Cast Iron (01 Roller Bearing)*

PY	Wheel Diameter (inches)	Tread Width (inches)	Capacity (lbs) (Rated for manual operation)	Overall Height (inches)	Swivel Lead (inches)	Base Caster Number+
	6	2 1/2	1600	8	2 7/32	410PY06401
	6	3	2000	8	2 7/32	410PY06501
	8	2 1/2	2000	10 1/2	2 15/16	410PY08401
	8	3	2500	10 1/2	2 15/16	410PY08501
	10	2 1/2	2300	12 1/2	3 3/8	410PY10401
	10	3	3000	12 1/2	3 3/8	410PY10501
	12	2 1/2	2700	15 1/2	4 5/16	410PY12401
	12	3	3500	15 1/2	4 5/16	410PY12501

*Tapered Roller (09) bearings available. Change "01" to "09". Example: 410PY10509.

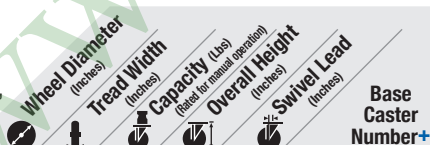
80A Durometer available, add "80A" to end of caster number. 80A capacity reduced by approximately 20%. Swivel example: 410PY08401S80A.

Aubin Industries Swivel-EAZ® Round Tread (28 Prec. Ball Bearing)

EY	Wheel Diameter (inches)	Tread Width (inches)	Capacity (lbs) (Rated for manual operation)	Overall Height (inches)	Swivel Lead (inches)	Base Caster Number+
	6	3	2137	8	2 7/32	410EY06528
	8	3	3250	10 1/2	2 15/16	410EY08528
	10	3	3800	12 1/2	3 3/8	410EY10528
	12	3	4000	15 1/2	4 5/16	410EY12528

Continue on next page >>

+ For swivel models add "S", for rigid model add "R" to end of base caster number.



Moldon Rubber on Cast Iron (01 Roller Bearing)*


MR/MH	Wheel Diameter (inches)	Tread Width (inches)	Capacity (lbs) (Rated for manual operation)	Overall Height (inches)	Swivel Lead (inches)	Base Caster Number+
	6	2 1/2	700	8	2 7/32	410MR06401
	6	3	750	8	2 7/32	410MR06501
	8	2 1/2	850	10 1/2	2 15/16	410MR08401
	8	2 1/2**	1300	10 1/2	2 15/16	410MH08401
	8	3	900	10 1/2	2 15/16	410MR08501
	10	2 1/2	950	12 1/2	3 3/8	410MR10401
	10	2 1/2**	1500	12 1/2	3 3/8	410MH10401
	10	3	1000	12 1/2	3 3/8	410MR10501
	10	3**	1800	12 1/2	3 3/8	410MH10501
	12	2 1/2	950	15 1/2	4 5/16	410MR12401
	12	2 1/2**	1700	15 1/2	4 5/16	410MH12401
	12	3	1200	15 1/2	4 5/16	410MR12501


*MR available with Tapered Roller (09) bearings. Change "01" to "09". Example: 410MR10409.

**Heavy-duty MH version of wheel.


+ For swivel models add "S", for rigid model add "R" to end of base caster number.




Aubin Industries Swivel-EAZ® Flat Tread (28 Prec. Ball Bearing)						
EZ 	6	3	2850	8	27/32	410EZ06528
	8	3	4000	10 1/2	215/16	410EZ08528
	10	3	4800	12 1/2	33/8	410EZ10528
	12	3	5400	15 1/2	45/16	410EZ12528


Thick Tread Polyurethane (01 Roller Bearing)*						
PX 	6	3	2250	8	27/32	410PX06501
	8	3	2780	10 1/2	215/16	410PX08501
	10	2 1/2	2600	12 1/2	33/8	410PX10401
	10	3	3300	12 1/2	33/8	410PX10501
	12	3	3760	15 1/2	45/16	410PX12501

*Tapered Roller (09) bearings available. Change "01" to "09". Example: 410PX10509.


Polyurethane on Cast Iron (01 Roller Bearing)						
PI 	6	2 1/2	1600	8	27/32	410PI06401
	6	3	2000	8	27/32	410PI06501
	8	2 1/2	2000	10 1/2	215/16	410PI08401
	8	3	2500	10 1/2	215/16	410PI08501
	10	2 1/2	2200	12 1/2	33/8	410PI10401
	10	3	2800	12 1/2	33/8	410PI10501
	12	2 1/2	2500	15 1/2	45/16	410PI12401
12	3	3000	15 1/2	45/16	410PI12501	

Polyurethane on Heavy Duty Cast Iron (28 Precision Ball Bearing)*						
PF 	6	2 1/2	2900	8	27/32	410PF06428
	8	2 1/2	3100	10 1/2	215/16	410PF08428
	8	3	4000	10 1/2	215/16	410PF08528
	10	3	4200	12 1/2	33/8	410PF10528


95 Shore A
*Tapered Roller (09) bearings available. Change "28" to "09". Example: 410PF10509.

Polyurethane Reactive on Iron (28 Precision Ball Bearing)*						
PR 	10	3	2400	12 1/2	215/16	410PR10528
	12	3	2800	15 1/2	33/8	410PR12528


80 Shore A
*Tapered Roller (09) bearings available. Change "28" to "09". Example: 410PR10509.

Vulkollan on Cast Iron (01 Roller Bearing)*						
VY 	6	2 1/2	2350	8	27/32	410VY06401
	6	3	3000	8	27/32	410VY06501
	8	2 1/2	2900	10 1/2	215/16	410VY08401
	8	3	4000	10 1/2	215/16	410VY08501
	10	3	5000	12 1/2	33/8	410VY10501

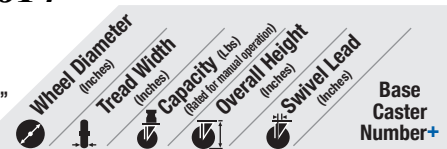
*Tapered Roller (09) bearings available. Change "01" to "09". Example: 410VY10509.


Vulkollan Thick Tread Polyurethane (01 Roller Bearing)*						
VX 	6	3	3000	8	27/32	410VX06501
	8	3	4000	10 1/2	215/16	410VX08501
	10	3	5000	12 1/2	33/8	410VX10501

*Tapered Roller (09) bearings available. Change "01" to "09". Example: 410VX10509.


X-treme Plus Solid Polyurethane (28 Precision Ball Bearing)						
XP 	8	2 1/2	2000	10 1/2	215/16	410XP08428
	8	3	2000	10 1/2	215/16	410XP08528
	10	2 1/2	2500	12 1/2	33/8	410XP10428
	10	3	2500	12 1/2	33/8	410XP10528


+ For swivel models add "S", for rigid model add "R" to end of base caster number.




Phenolic (01 Roller Bearing)*						
TM 	6	2 1/2	1600	8	27/32	410TM06401
	6	3	2000	8	27/32	410TM06501
	8	2 1/2	2000	10 1/2	215/16	410TM08401
	8	3	2500	10 1/2	215/16	410TM08501
	10	2 1/2	2500	12 1/2	33/8	410TM10401
	10	3	2900	12 1/2	33/8	410TM10501
	12	2 1/2	3000	15 1/2	45/16	410TM12401
12	3	3500	15 1/2	45/16	410TM12501	

*Tapered Roller (09) bearings available. Change "01" to "09". Example: 410TM10409.


Trionix™ High Impact Polymer (28 Precision Ball Bearing)						
NX 	6	2 1/2	5400	8	27/32	410NX06428
	6	3	5400	8	27/32	410NX06528
	8	2 1/2	5400	10 1/2	215/16	410NX08428
	8	3	5400	10 1/2	215/16	410NX08528
	10	2 1/2	5400	12 1/2	33/8	410NX10428
	10	3	5400	12 1/2	33/8	410NX10528


Cast Iron (01 Roller Bearing)*						
CA 	6	2 1/2	2300	8	27/32	410CA06401
	6	3	2800	8	27/32	410CA06501
	8	2 1/2	2300	10 1/2	215/16	410CA08401
	8	3	2800	10 1/2	215/16	410CA08501
	10	2 1/2	2300	12 1/2	33/8	410CA10401
	10	3	2800	12 1/2	33/8	410CA10501
	12	3	2800	15 1/2	45/16	410CA12501

*Tapered Roller (09) bearings available. Change "01" to "09". Example: 410CA10509.


V-Grooved Cast Iron (01 Roller Bearing)*						
VG 	6	2 1/2	2500	8	27/32	410VG06401
	8	2 1/2	2500	10 1/2	215/16	410VG08401
	8	3	2500	10 1/2	215/16	410VG08501
	10	3	3500	12 1/2	33/8	410VG10501

*Tapered Roller (09) bearings available. Change "01" to "09". Example: 410VG10509.

Drop Forged V-Grooved Cast Iron (01 Roller Bearing)						
VF 	8	3	5400	10 1/2	215/16	410VF08501

Drop Forged Steel (01 Roller Bearing)*						
FS 	6	2 1/2	4000	8	27/32	410FS06401
	8	2 1/2	4000	10 1/2	215/16	410FS08401
	8	3	4500	10 1/2	215/16	410FS08501
	10	3	5400	12 1/2	33/8	410FS10501

*Tapered Roller (09) bearings available. Change "01" to "09". Example: 410FS10509. 6x2-1/2 capacity increases to 5000, 8x3 capacity increases to 5400 and 10x3 capacity increases to 5400 with use of 09 bearing.

Ductile Iron Crowned Tread (01 Roller Bearing)*						
FR 	6	2 1/2	3500	8	27/32	410FR06401
	6	3	5400	8	27/32	410FR06501
	8	3	5400	10 1/2	215/16	410FR08501
	10	3	5400	12 1/2	33/8	410FR10501

*Tapered Roller (09) available. Change "01" to other bearing code. Example: 410FR06409. Ductile Iron Flat Tread (FM) and V-Groove (VM) models available. Change FR wheel code to FM or VM. Example: 410FM06401.