



Ergonomic



Maintenance Free



Premium Quality



Towing<sup>^</sup>

# 68

## Maintenance Free Kingpinless Casters

CAPACITY TO 2000



### FEATURES

- **Top Plate & Yoke Base:** Cold formed from 5/16" steel plate.
- **Swivel Section:** Precision sealed ball bearing eliminates need for routine maintenance
- **Legs:** 5/16" steel, formed to increase strength and welded on inside and outside of yoke base
- **Axle:** 1/2" diameter solid axle with lock nut
- **Finish:** Yellow zinc dichromate
- **Maintenance Free:** Lubrication unnecessary with maintenance free swivel section and wheel bearing design
- Alternate or custom caster configurations available

### BEARING OPTIONS



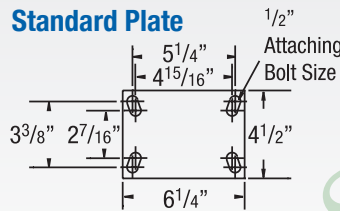
Precision Ball (28)

Pedestal Precision (29)

Specifically designed for the rugged use at automotive plants, this series is exceptional for towing and impact applications when durability is needed. Special construction provides extremely smooth operation at all times.

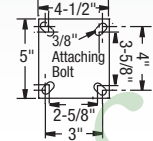
### MOUNTING OPTIONS

#### Standard Plate



#### Special Order Plates

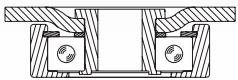
##### Optional J Plate



### TYPICAL APPLICATIONS

- Towing
- Just-In-Time Manufacturing
- Tilt Carts

### SWIVEL CROSS SECTION Maintenance Free



# ERGONOMOMIC

- Easy Push/Pull
- Easy Turning
- Reduces Noise
- Improves Efficiency

+ For swivel models add "S", for rigid model add "R" to end of base caster number.

	Wheel Diameter (Inches)	Tread Width (Inches)	Capacity (Lbs) (Based on nominal separation)	Overall Height (Inches)	Swivel Lead (Inches)	Approx. Wt. (Lbs)	Base Caster Number+
<b>Neoprene on Aluminum (28 Precision Ball Bearing)</b>							
NP	6	2	700	8 1/4	1 3/4	10	68NP06228
	8	2	700	10 1/4	2 5/16	14	68NP08228

### Aubin Industries Swivel-EAZ® Round Tread (28 Precision Ball Bearing)

	Wheel Diameter (Inches)	Tread Width (Inches)	Capacity (Lbs) (Based on nominal separation)	Overall Height (Inches)	Swivel Lead (Inches)	Approx. Wt. (Lbs)	Base Caster Number+
EY*	6	2	1425	8 1/4	1 3/4	10	68EY06228
	8	2	2000	10 1/4	2 5/16	14	68EY08228
Crowned Tread							

\*Additional durometers available; consult factory.

### Aubin Industries Swivel-EAZ® Flat Tread (28 Precision Ball Bearing)

	Wheel Diameter (Inches)	Tread Width (Inches)	Capacity (Lbs) (Based on nominal separation)	Overall Height (Inches)	Swivel Lead (Inches)	Approx. Wt. (Lbs)	Base Caster Number+
EZ*	6	2	1900	8 1/4	1 3/4	10	68EZ06228
	8	2	2000	10 1/4	2 5/16	14	68EZ08228

\*Additional durometers available; consult factory.

+ For swivel models add "S", for rigid model add "R" to end of base caster number.

	Wheel Diameter (Inches)	Tread Width (Inches)	Capacity (Lbs) (Based on nominal separation)	Overall Height (Inches)	Swivel Lead (Inches)	Approx. Wt. (Lbs)	Base Caster Number+
<b>Polyurethane on Aluminum (28 Precision Ball Bearing)</b>							
PM	6	2	1250	8 1/4	1 3/4	10	68PM06228
	8	2	1500	10 1/4	2 5/16	14	68PM08228

### Polyurethane on Aluminum (28 Precision Ball Bearing)\*

	Wheel Diameter (Inches)	Tread Width (Inches)	Capacity (Lbs) (Based on nominal separation)	Overall Height (Inches)	Swivel Lead (Inches)	Approx. Wt. (Lbs)	Base Caster Number+
PM 80A	6	2	1250	8 1/4	1 3/4	10	68PM0622880A
	8	2	1500	10 1/4	2 5/16	14	68PM0822880A

To Specify Rigid or Swivel, insert "R" or "S" before "80A".  
Example: 68PM08228R80A.

Continue on next page >>

# Access Casters - (877) 881-6814


+ For swivel models add "S", for rigid model add "R" to end of base caster number.

<b>Wheel Diameter</b> (Inches)	<b>Tread Width</b> (Inches)	<b>Capacity</b> (Rated for manual operation) (Lbs)	<b>Overall Height</b> (Inches)	<b>Swivel Lead</b> (Inches)	<b>Approx. Wt.</b> (Lbs)	<b>Base Caster Number</b> +
-----------------------------------	--------------------------------	--	-----------------------------------	--------------------------------	-----------------------------	-----------------------------

### Polyurethane on Aluminum (28 Precision Ball Bearing)


<b>AX</b> 	6	2	1250	8 1/4	1 3/4	10	<b>68AX06228</b>
	8	2	1500	10 1/4	2 5/16	14	<b>68AX08228</b>

### Polyurethane on Cast Iron (28 Precision Ball Bearing)\*

<b>PY</b> 	6	2	1200	8 1/4	1 3/4	12	<b>68PY06228</b>
	8	2	1500	10 1/4	2 5/16	16	<b>68PY08228</b>

\*Pedestal Precision (29) Ball Bearings available. Change "28" to other bearing code. Example: 68PY06229.


### Polyurethane on Cast Iron (28 Precision Ball Bearing)\*

<b>PY 80A</b> 	6	2	960	8 1/4	1 3/4	12	<b>68PY0622880A</b>
	8	2	1200	10 1/4	2 5/16	16	<b>68PY0822880A</b>

To Specify Rigid or Swivel, insert "R" or "S" before "80A". Example: 68PM08228R80A.

\*Pedestal Precision Ball (29) Bearings available. Change "28" to other bearing code. Example: 68PY0622980A.

### Trionix™ High Impact Polymer (28 Precision Ball Bearing)

<b>NX</b> 	6	2	2000	8 1/4	1 3/4	11	<b>68NX06228</b>
	8	2	2000	10 1/4	2 5/16	15	<b>68NX08228</b>

+ For swivel models add "S", for rigid model add "R" to end of base caster number.


<b>Wheel Diameter</b> (Inches)	<b>Tread Width</b> (Inches)	<b>Capacity</b> (Rated for manual operation) (Lbs)	<b>Overall Height</b> (Inches)	<b>Swivel Lead</b> (Inches)	<b>Approx. Wt.</b> (Lbs)	<b>Base Caster Number</b> +
-----------------------------------	--------------------------------	--	-----------------------------------	--------------------------------	-----------------------------	-----------------------------

### Vulkollan® on Cast Iron Core (28 Precision Ball Bearing)\*


<b>VX</b> 	6	2	1500	8 1/4	1 3/4	12	<b>68VX06228</b>
	8	2	1800	10 1/4	2 5/16	16	<b>68VX08228</b>

\*Pedestal Precision Ball (29) Bearings available. Change "28" to other bearing code. Example: 68VX06229.

### Solid Elastomer (28 Precision Bearing)


<b>SE</b> 	6	2	1100	8 1/4	1 3/4	10	<b>68SE06228</b>
	8	2	1200	10 1/4	2 5/16	14	<b>68SE08228</b>

### X-treme™ Plus Solid Polyurethane (28 Precision Bearing)\*

<b>XP</b> 	6	2	1400	8 1/4	1 3/4	10	<b>68XP06228</b>
	8	2	1200	10 1/4	2 5/16	14	<b>68XP08228</b>


\*Pedestal Precision Ball (29) Bearings available. Change "28" to other bearing code. Example: 68XP06229.

### Heavy Duty Glass Filled Nylon (28 Precision Ball Bearing)\*

<b>DT</b> 	6	2	1200	8 1/4	1 3/4	9	<b>68DT06228</b>
	8	2	1400	10 1/4	2 5/16	13	<b>68DT08228</b>

\*Pedestal Precision Ball (29) Bearings available. Change "28" to other bearing code. Example: 68DT06229.

## Excellent ergonomic casters for Automotive and Aerospace Industries



68 SERIES • CAPACITY TO 2000

MAINTENANCE FREE MEDIUM HEAVY DUTY