



Premium Quality



Towing[^]



Environmentally Friendly

700

Shockmaster™ Kingpinless Casters

CAPACITY TO 20000



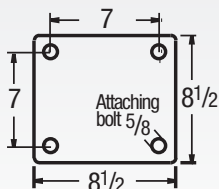
These super duty casters are built specifically for that potentially punishing application where reliability is essential. One-piece forging is precision machined and carefully constructed to deliver the utmost durability in handling shock and impact.

TYPICAL APPLICATIONS

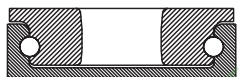
- Aircraft engine stands
- Ground support equipment
- Aerospace A-frame skin dollies
- Portable jigs
- Tooling fixtures
- Die carts
- Large platform work

MOUNTING OPTION

Standard Top Plate



SWIVEL CROSS SECTION



+ For swivel models add "S", for rigid model add "R" to end of base caster number.

Moldon Rubber on Cast Iron (09 Tapered Roller Bearing)

	Wheel Diameter (Inches)	Tread Width (Inches)	Capacity (Lbs) (Based on manual operation)	Overall Height (Inches)	Swivel Lead (Inches)	Base Caster Number ⁺
MR	10	4	1400	13	2 1/2	700MR10709
	12	4	1600	15 1/2	3 1/4	700MR12709
	16	4	2000	19	4 1/2	700MR16709
	16	5	2570	19	4 1/2	700MR16809

Polyurethane on Aluminum (09 Tapered Roller Bearing)

	Wheel Diameter (Inches)	Tread Width (Inches)	Capacity (Lbs) (Based on manual operation)	Overall Height (Inches)	Swivel Lead (Inches)	Base Caster Number ⁺
PA	12	6	7500	15 1/2	3 1/4	700PA12909

FEATURES

- **Top Plate:** 1/2" thick AISI 1045 steel one-piece forging precision machined and for long life
- **Swivel Section:** 3/4" ball bearings mounted in a 7" diameter precision machined raceway. Zerk in swivel section
- **Legs:** 1/2" thick steel welded to yoke base using 100,000 psi weld filler
- **Axle:** 1-1/4" diameter
- Alternate or custom caster configurations available

RIG OPTIONS

- Notched yoke base for swivel locks specify **NY700**
- Spring-loaded, dual wheel models available, consult factory

BRAKE OPTIONS

To order, add brake code below to end of model. Example: 700PY08709SP

Poly Cam specify **P**



PLB Integrated specify **PLB**



Face Contact specify **F**



Hand Operated Detachable **Swivel Lock** specify **L**

BEARING OPTIONS



Straight Roller (01)

Tapered Roller (09)

+ For swivel models add "S", for rigid model add "R" to end of base caster number.

Wheel Diameter (Inches)	Tread Width (Inches)	Capacity (Lbs) (Based on manual operation)	Overall Height (Inches)	Swivel Lead (Inches)	Base Caster Number ⁺
-------------------------	----------------------	---	-------------------------	----------------------	---------------------------------

Polyurethane on Cast Iron (09 Tapered Roller Bearing)

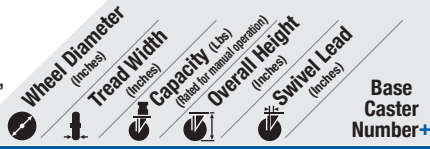
	Wheel Diameter (Inches)	Tread Width (Inches)	Capacity (Lbs) (Based on manual operation)	Overall Height (Inches)	Swivel Lead (Inches)	Base Caster Number ⁺
PY	8	4	3800	11	2 1/4	700PY08709
	10	4	4200	13	2 1/2	700PY10709
	10	5	5000	13	2 1/2	700PY10809
	12	4	4800	15 1/2	3 1/4	700PY12709
	12	5	6000	15 1/2	3 1/4	700PY12809
	16	4	5970	19	4 1/2	700PY16709
	16	5	7700	19	4 1/2	700PY16809

Thick Tread Polyurethane (09 Tapered Roller Bearing)

	Wheel Diameter (Inches)	Tread Width (Inches)	Capacity (Lbs) (Based on manual operation)	Overall Height (Inches)	Swivel Lead (Inches)	Base Caster Number ⁺
PX	8	4	3850	11	2 1/4	700PX08709
	10	4	4620	13	2 1/2	700PX10709
	10	5	5500	13	2 1/2	700PX10809
	12	4	5820	15 1/2	3 1/4	700PX12709
	12	5	6600	15 1/2	3 1/4	700PX12809
	16	4	6570	19	4 1/2	700PX16709
	16	5	8470	19	4 1/2	700PX16809

Continue on next page >>

+ For swivel models add "S", for rigid model add "R" to end of base caster number.

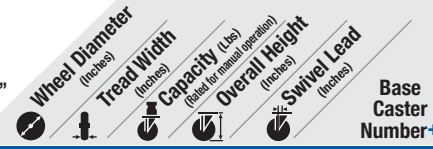


Phenolic (09 Tapered Roller Bearing)							
TM		12	4	8000	15 1/2	4 1/4	700TM12709

Cast Iron (09 Tapered Roller Bearing)							
CA		8	4	4000	11	2 1/4	700CA08709
		10	4	4000	13	2 1/2	700CA10709

V-Grooved Drop Forged (01 Roller Bearing/09 Tapered Roller Bearing)							
VF		8	4	10000	11	2 1/4	700VF08709
		10	4	8350	13	2 1/2	700VF10701

+ For swivel models add "S", for rigid model add "R" to end of base caster number.



V-Grooved HD Drop Forged (09 Tapered Roller Bearing)							
VH		8	4	15000	11	2 1/4	700VH08709
		10	4	15000	13	2 1/2	700VH10709

Drop Forged Steel (09 Tapered Roller Bearing)							
FS		8	4	10000	11	2 1/4	700FS08709
		10	4	10000	13	2 1/2	700FS10709

Heavy Duty Drop Forged Steel (09 Tapered Roller Bearing)							
FH		8	4	20000	11	2 1/4	700FH08709
		10	4	20000	13	2 1/2	700FH10709

In addition to the Super Duty 700 Series... Albion has all your aviation needs covered

- Air Cargo Section:** see pages 118-121
- Spring Loaded Section:** see pages 87-99
- Dual Wheel Section:** see pages 100-112

