



Premium Quality



Towing<sup>^</sup>



Environmentally Friendly

# 95

## 95 BBL Super Duty Casters (Ball Load Swivel)

CAPACITY TO 8000

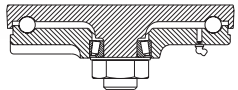


This popular caster series has a ball load swivel (ball load swivel = "BBL") and is precision machined and heat treated to provide long life with greater capacity for that very rugged application. Made from AISI 1045 forged steel.

### TYPICAL APPLICATIONS

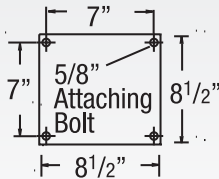
- Die carts
- Towed trailers
- Automotive plants
- Aerospace industry
- Work stations
- Steel mills
- Aircraft maintenance

### SWIVEL CROSS SECTION

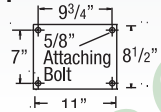


+ For Rigid models change "SBBL" to "RBBL" to end of base caster number.

### MOUNTING OPTIONS Standard Plate



### Special Order Plate Optional T Plate



Wheel Diameter (Inches)	Tread Width (Inches)	Capacity (Lbs) (Rate for manual operation)	Overall Height (Inches)	Swivel Lead (Inches)	Approx. Wt. (Lbs)	Caster Number+
-------------------------	----------------------	--	-------------------------	----------------------	-------------------	----------------

### Moldon Rubber on Cast Iron (01 Roller Bearing)

MR	Wheel Diameter (Inches)	Tread Width (Inches)	Capacity (Lbs)	Overall Height (Inches)	Swivel Lead (Inches)	Approx. Wt. (Lbs)	Caster Number+
	10	4	1400	13	2 1/2	64 3/4	95MR10701SBBL
	12	4	1600	15 1/2	2 1/2	55 3/4	95MR12701SBBL
	16	5	2570	19	3	105 1/4	95MR16801SBBL

### Polyurethane on Cast Iron (09 Tapered Roller Bearing)\*

PY	Wheel Diameter (Inches)	Tread Width (Inches)	Capacity (Lbs)	Overall Height (Inches)	Swivel Lead (Inches)	Approx. Wt. (Lbs)	Caster Number+
	10	4	4200	13	2 1/2	71	95PY10709SBBL
	10	5	5000	13	2 1/2	82	95PY10809SBBL
	12	3 1/2	4110	15 1/2	2 1/2	73 1/2	95PY12609SBBL
	12	4	4800	15 1/2	2 1/2	76 1/4	95PY12709SBBL
	12	5	6000	15 1/2	2 1/2	90	95PY12809SBBL
	16	4	5970	19	3	111 1/2	95PY16709SBBL
	16	5	7700	19	3	126 1/4	95PY16809SBBL

\*Roller Bearings (01) available. To order change bearing code. Example 95PY08701SBBL.

### Trionix™ High Impact Polymer (28 Precision Ball Bearing)

NX	Wheel Diameter (Inches)	Tread Width (Inches)	Capacity (Lbs)	Overall Height (Inches)	Swivel Lead (Inches)	Approx. Wt. (Lbs)	Caster Number+
	6	2 1/2	7200	9	2 1/4	36	95NX06428SBBL
	6	3	7200	9	2 1/4	37 1/4	95NX06528SBBL
	8	2 1/2	7200	11	2 1/4	41	95NX08428SBBL
	8	3	7200	11	2 1/4	41	95NX08528SBBL
	10	2 1/2	7200	13	2 1/2	45 1/2	95NX10428SBBL
	10	3	7200	13	2 1/2	45 1/2	95NX10528SBBL

### FEATURES

- **Top Plate and Yoke Base:** 5/8" thick 1045 AISI drop-forged steel for extended use
- **Swivel Load Bearings:** 7" diameter machined and hardened raceway for smooth movement and extended wear
- **Component Thrust Bearing:** 1-1/4" tapered roller bearing
- **Legs:** 1/2" formed steel plate welded inside and out to yoke base
- **King Bolt:** Integrally forged with top plate
- **Axle:** 1-1/4" solid axle with locking nut
- Alternate or custom caster configurations available

### RIG OPTIONS

- **Sealed swivel** section specify **NS95**

### BRAKE OPTIONS

To order, add brake code below to end of model. Example: 95PY10709SBBLP

**Poly Cam** specify **P**



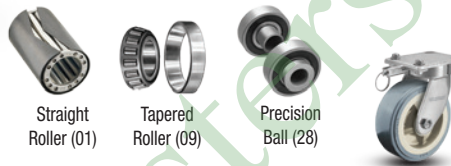
**Face Contact** specify **F**



**Welded Swivel Lock** specify **L**



### BEARING OPTIONS



Straight Roller (01)

Tapered Roller (09)

Precision Ball (28)

Hand operated field installable **Swivel Lock** order **SL954600** (separately (Yokes must be notched))

+ For Rigid models change "SBBL" to "RBBL" to end of base caster number.

Wheel Diameter (Inches)	Tread Width (Inches)	Capacity (Lbs) (Rate for manual operation)	Overall Height (Inches)	Swivel Lead (Inches)	Approx. Wt. (Lbs)	Caster Number+
-------------------------	----------------------	--	-------------------------	----------------------	-------------------	----------------

### Thick Tread Polyurethane (09 Tapered Roller Bearing)\*

PX	Wheel Diameter (Inches)	Tread Width (Inches)	Capacity (Lbs)	Overall Height (Inches)	Swivel Lead (Inches)	Approx. Wt. (Lbs)	Caster Number+
	8	4	3850	11	2 1/4	63	95PX08709SBBL
	10	4	4620	13	2 1/2	71	95PX10709SBBL
	12	4	5280	15 1/2	2 1/2	76 1/4	95PX12709SBBL
	12	5	6600	15 1/2	2 1/2	90	95PX12809SBBL
	16	4	6570	19	3	111 1/2	95PX16709SBBL
	16	5	8470	19	3	126 1/4	95PX16809SBBL

\*Roller Bearings (01) available. To order change bearing code. Example 95PX08701SBBL.

### Phenolic (09 Tapered Roller Bearing)

TM	Wheel Diameter (Inches)	Tread Width (Inches)	Capacity (Lbs)	Overall Height (Inches)	Swivel Lead (Inches)	Approx. Wt. (Lbs)	Caster Number+
	8	6*	5000	11	2 1/2	54 1/2	95TM08909SBBL
	10	3	2900	13	2 1/2	27	95TM10509SBBL
	10	6*	5800	13	2 1/2	54	95TM10909SBBL
	12	4	8000	15 1/2	2 1/2	67 1/2	95TM12709SBBL

\*2 wheels bolted together.

### Laminated Phenolic (01 Roller Bearing/09 Tapered Roller Bearing)\*

TL	Wheel Diameter (Inches)	Tread Width (Inches)	Capacity (Lbs)	Overall Height (Inches)	Swivel Lead (Inches)	Approx. Wt. (Lbs)	Caster Number+
	6	5	8000	9	2 1/4	46	95TL06809SBBL
	8	6**	5000	11	2 1/2	54	95TL08909SBBL
	10	6**	5800	13	2 1/2	61 1/4	95TL10909SBBL
	12	3 1/2	4000	15 1/2	2 1/2	58 3/4	95TL12601SBBL
	16	4	8000	19	3	79 3/4	95TL16701SBBL

\*Tapered Roller Bearings (09) available. To order change bearing code. Example 95TL08709SBBL. \*\*2 wheels bolted together.

### Drop Forged Steel (01 Roller or 09 Tapered Roller Bearing)

FS	Wheel Diameter (Inches)	Tread Width (Inches)	Capacity (Lbs)	Overall Height (Inches)	Swivel Lead (Inches)	Approx. Wt. (Lbs)	Caster Number+
	6	3	6000	9	2 1/4	60 1/4	95FS06501SBBL
	6	3	8000	9	2 1/4	59 1/2	95FS06509SBBL
	8	4	8000	11	2 1/4	61 1/2	95FS08701SBBL
	8	4	8000	11	2 1/4	72 1/2	95FS08709SBBL
	10	3	5000	13	2 1/2	78 1/2	95FS10501SBBL
	10	4	8000	13	2 1/2	86 1/4	95FS10701SBBL
	10	4	8000	13	2 1/2	86 1/2	95FS10709SBBL

### Ductile Iron (09 Tapered Roller Bearing)\*

FM	Wheel Diameter (Inches)	Tread Width (Inches)	Capacity (Lbs)	Overall Height (Inches)	Swivel Lead (Inches)	Approx. Wt. (Lbs)	Caster Number+
	12	3 1/2	6000	15 1/2	2 1/2	83 1/2	95FM12609SBBL

\*Roller Bearings (01) available. To order change "09" to other bearing code. Example: 95FM12601SBBL.