

2-65 SERIES CASTERS

Access Casters (877) 881-6814

RWM's 2-65 Series Kingpinless™ Dual Wheel Casters feature all of the benefits of our patented Kingpinless™ raceway and offer twice the capacity load. Dual wheel casters offer high weight capacities with minimal overall heights, better load distribution, floor protection and mobility than single wheel casters. This is a result of spreading the weight over a wider floor area while offering wheel differential action, resulting in less friction between the wheels and the floor, requiring less effort for the caster to swivel. Our 2-65 Series Casters are proudly made in the USA!

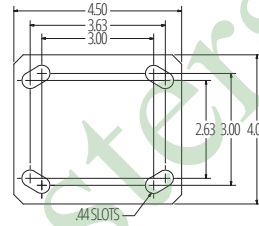


2-65-UAR-0420-S-42ST

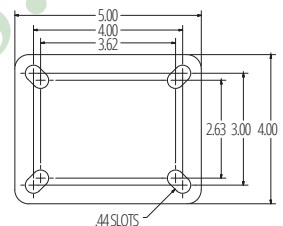
FEATURES

| | |
|-------------------------------|---|
| Raceway Design | Patented Kingpinless™ single ball bearing precision machined raceway hardened to 53 Rockwell C minimum. Swivel section features a 2-3/8" diameter raceway with 3/8" ball bearings. The notched yoke is standard. All swivel sections are supplied with a lubrication fitting for field maintenance. |
| Capacity | Up to 2000 lbs. |
| Leg Thickness | 1/4" formed steel. |
| Axle | 1/2" diameter with lubrication fitting and lock nut. |
| Finish | Zinc plated to protect from corrosion. |
| Wheels | All wheels are 1-1/2" wide with a 3/4" I.D. roller bearing which rotates on a single 3/4" O.D. spanner bushing for ease of rollability. All bearings are pre-lubricated. |
| Mounting Plate Size | 4" x 4-1/2" x 1/4" |
| Bolt Hole Spacing | 2-5/8" x 3-5/8" slotted to 3" x 3" |
| Mounting Bolt Diameter | 3/8" |

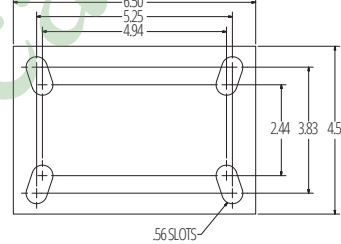
STANDARD



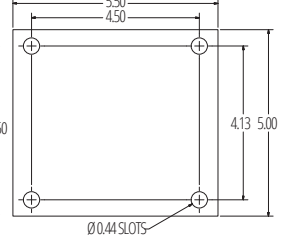
41ST/RT



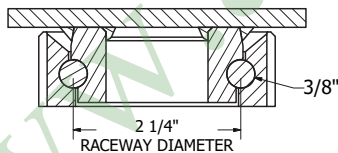
42ST/RT



43ST/RT



KINGPINLESS RACEWAY



APPLICATIONS

| | |
|--------------------------------------|----------------------------------|
| Tow lines | Boat & ship molding and building |
| Abusive conditions | Storage tanks & gantries |
| Automotive | Shock load applications |
| Aerospace | Production line dollies |
| Metal fabricating | Heavy machinery |
| Military equipment | Mobile homes |
| Tractor pulled trailers | Extreme duty platform trucks |
| Air cargo & ground support equipment | Heavy duty processing equipment |

OPTIONS

| BRAKES | |
|------------------|----------------------------------|
| CWB | Cam Wheel Brake |
| SWIVEL LOCKS | |
| DSL | Demountable Swivel Lock |
| DLSL | Demountable L-Handle Swivel Lock |
| SL | Swivel Lock |
| LUBRICATIONS | |
| HT | High Temperature Lubrication |
| LT | Low Temperature Lubrication |
| FINISHES | |
| PC | Powder Coat |
| HTP | High Temperature Paint |
| GUARDS AND SEALS | |
| SR | Sealed Raceway |
| TG | Thread Guard |

Access Casters (877) 881-6814

CASTERS

DUAL WHEEL

ENGINEERED TO OUTPERFORM

UP TO 2,000 LBS CAPACITY

| Wheel Diameter | Wheel Width | Capacity lbs. | Wheel Type | Overall Height | Access Casters Model Numbers | | Swivel Lead | Approx Weight lbs. |
|----------------|-------------|---------------|------------------------|----------------|------------------------------|--------------------------|-------------|--------------------|
| | | | | | Roller Bearing | Ball Bearing | | |
| 4" | 1-1/2" | 500 | Rubber on Iron | 5-3/4" | 2-65- RIR -0415-S | | 1-1/8" | 8 |
| | | 600 | Urethane Solid | 5-3/4" | 2-65- USR -0415-S | | 1-1/8" | 8 |
| | | 650 | Performance TPR | 5-3/4" | 2-65- RPR -0415-S | 2-65- RPB -0415-S | 1-1/8" | 8 |
| | | 1000 | Cast Iron | 5-3/4" | 2-65- CIR -0415-S | 2-65- CIB -0415-S | 1-1/8" | 10 |
| | | 1000 | Urethane Polypropylene | 5-3/4" | 2-65- UPR -0415-S | 2-65- UPB -0415-S | 1-1/8" | 7.5 |
| | | 1200 | Durstan | 5-3/4" | 2-65- DUR -0415-S | 2-65- DUB -0415-S | 1-1/8" | 8 |
| | | 1200 | Urethane on Aluminum | 5-3/4" | 2-65- UAR -0415-S | | 1-1/8" | 7.5 |
| | | 1200 | Urethane on Iron | 5-3/4" | 2-65- UIR -0415-S | 2-65- UIB -0415-S | 1-1/8" | 8 |
| | | 1800 | GT | 5-3/4" | | 2-65- GTB -0415-S | 1-1/8" | 8 |
| 5" | 1-1/2" | 600 | Rubber on Iron | 6-3/4" | 2-65- RIR -0515-S | | 1-1/2" | 9 |
| | | 660 | Urethane Solid | 6-3/4" | 2-65- USR -0515-S | | 1-1/2" | 9 |
| | | 700 | Performance TPR | 6-3/4" | 2-65- RPR -0515-S | 2-65- RPB -0515-S | 1-1/2" | 8 |
| | | 1200 | Cast Iron | 6-3/4" | 2-65- CIR -0515-S | 2-65- CIB -0515-S | 1-1/2" | 12 |
| | | 1300 | Durstan | 6-3/4" | 2-65- DUR -0515-S | 2-65- DUB -0515-S | 1-1/2" | 9 |
| | | 1400 | Urethane Polypropylene | 6-3/4" | 2-65- UPR -0515-S | 2-65- UPB -0515-S | 1-1/2" | 8 |
| | | 1440 | Urethane on Aluminum | 6-3/4" | 2-65- UAR -0515-S | | 1-1/2" | 8.5 |
| | | 1440 | Urethane on Iron | 6-3/4" | 2-65- UIR -0515-S | 2-65- UIB -0515-S | 1-1/2" | 9 |
| | | 2000 | GT | 6-3/4" | | 2-65- GTB -0515-S | 1-1/2" | 9 |
| 6" | 1-1/2" | 700 | Performance TPR | 7-3/4" | 2-65- RPR -0615-S | 2-65- RPB -0615-S | 1-1/2" | 8 |
| | | 740 | Rubber on Iron | 7-3/4" | 2-65- RIR -0615-S | | 1-1/2" | 10 |
| | | 1200 | Cast Iron | 7-3/4" | 2-65- CIR -0615-S | | 1-1/2" | 13 |
| | | 1600 | Durstan | 7-3/4" | 2-65- DUR -0615-S | 2-65- DUB -0615-S | 1-1/2" | 10 |
| | | 1600 | Urethane Polypropylene | 7-3/4" | 2-65-UPR-0615-S | 2-65- UPB -0615-S | 1-1/2" | 11 |
| | | 1680 | Urethane on Iron | 7-3/4" | 2-65-UIR-0615-S | 2-65-UIB-0615-S | 1-1/2" | 12 |
| | | 2000 | GT | 7-3/4" | | 2-65-GTB-0615-S | 1-1/2" | 10 |

To order a rigid caster, change the "S" to "R" in the model number. For example: "2-65-**CIR**-0415-R". To order rig only, omit the blue letters. For example: "2-65-0415-S". Dimensions shown are nominal. If precise dimensions are required, consult your RWM representative. For approximate weight of our rigid casters, deduct 5.4 pounds per item.

RWM in House Powder Coating



Access Casters (877) 881-6814