

# 2-95 SERIES CASTERS

CASTERS

DUAL WHEEL

ENGINEERED TO OUTPERFORM

UP TO 20,000 LBS CAPACITY

RWM's 2-95 Series Kingpinless™ Dual Wheel Casters feature all of the benefits of our patented Kingpinless™ raceway and offer twice the capacity load. Dual wheel casters offer high weight capacities with minimal overall heights, better load distribution, floor protection and mobility than single wheel casters. This is a result of spreading the weight over a wider floor area while offering wheel differential action, resulting in less friction between the wheels and the floor, requiring less effort for the caster to swivel. Our 2-95 Series Casters are proudly made in the USA!

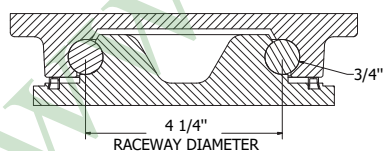


2-95-CIR-1040-S

## FEATURES

<b>Raceway Design</b>	4-1/2" diameter with 3/4" diameter carbon steel balls. Precision machined and hardened to 53 Rockwell C minimum. Load and thrust are accommodated by our patented design. Sealed raceway is standard.
<b>Capacity</b>	Up to 20000 lbs.
<b>Leg Thickness</b>	3/8" thick.
<b>Axle</b>	3/4" bolt and nut for 3" wide, 1" or 1-1/4" bolt and nut for 4" wide, 1-1/4" bolt and nut for 5" wide.
<b>Finish</b>	Laguna Blue powder coat.
<b>Wheels</b>	3" wide wheels are available with either a 1" roller bearing that rotates on 3/4" x 1" x 3-9/16" hardened and ground spanner bushings or 3/4" tapered bearings that rotate on a 3/4" axle. 4" and 5" wheels are available with either a 1-1/4" I.D. roller bearings which rotate on a hardened and ground spanner bushing or 1- 1/4" tapered bearings which rotate on the axle. All wheels are equipped with lubrication fitting.
<b>Mounting Plate Size</b>	6-1/4" x 7-1/2" x 1/2" swivel top plate, 6" x 7-1/2" x 1/2" rigid top plate
<b>Bolt Hole Spacing</b>	4-1/2" x 6", slotted to 4-1/8" x 6-1/8"
<b>Mounting Bolt Diameter</b>	1/2"
<b>Mounting Plate Thickness</b>	1/2"

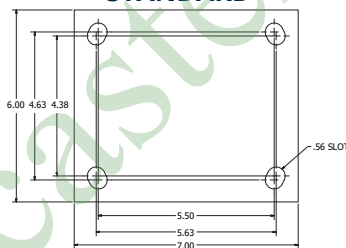
## KINGPINLESS RACEWAY



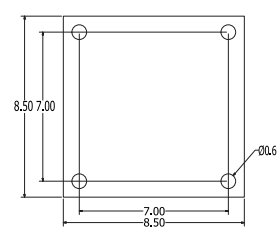
## APPLICATIONS

Tow lines	Storage tanks & gantries
Abusive conditions	Shock load applications
Automotive	Production line dollies
Aerospace	Heavy machinery
Metal fabricating	Mobile homes
Military equipment	Extreme duty platform trucks
Tractor pulled trailers	Heavy duty processing equipment
Air cargo & ground support equipment	Coliseum and gymnasium equipment
Boat & ship molding and building	

### STANDARD



### LMST



## OPTIONS

### BRAKES

- CWB** Cam Wheel Brake
- PCWB** Poly Cam Wheel Brake

### SWIVEL LOCKS

- DSL** Demountable Swivel Lock\*
- HDSL** Heavy Duty Demountable Swivel Lock
- LSL** L-Type Swivel Lock
- SL** Swivel Lock
- VSL** Vertical Swivel Lock

### LUBRICATIONS

- HT** High Temperature Lubrication
- LT** Low Temperature Lubrication

### GUARDS, YOKES, SEALS, FINISHES

- FG** Foot Guard
- HTP** High Temperature Paint
- NY** Notched Yoke
- SR** Sealed Raceways
- SWP** Sweeper Brush
- WS** Wheel Seals
- ZP** Zinc Plated

\*When ordering the Demountable Swivel Lock (DSL), you must also order the Notched Yoke (NY).

\*\*Add 1/4" to the caster's overall height with the addition of a swivel lock.

Wheel Diameter	Wheel Width	Capacity lbs.	Wheel Type	Overall Height	Swivel Caster Model Numbers			Swivel Lead	Approx Weight
					Roller Bearing	Ball Bearing	Tapered Bearing		
6"	3"	4000	Durastan	8-3/4"	2-95-DUR-0630-S			1-9/16"	24
		4000	Solid Urethane	8-3/4"	2-95-MUB-0630-S			1-9/16"	24
		4000	Urethane on Iron	8-3/4"	2-95-UIR-0630-S	2-95-UIT-0630-S		1-9/16"	33
		6000	Cast Iron	8-3/4"	2-95-CIR-0630-S	2-95-CIT-0630-S		1-9/16"	39
		14300	Forged Steel	8-3/4"	2-95-FSR-0630-S	2-95-FST-0630-S		1-9/16"	55
8"	3"	1680	Rubber on Iron	10-3/4"	2-95-RIR-0830-S			2-1/16"	50
		3200	Omega	10-3/4"	2-95-UOR-0830-S			2-1/16"	52
		3360	Rubber on Iron-EHT	10-3/4"	2-95-RIR-0830-S-EHT		2-95-RIT-0830-S-EHT	2-1/16"	50
		5000	Durastan	10-3/4"	2-95-DUR-0830-S			2-1/16"	28
		5000	Solid Urethane	10-3/4"	2-95-MUB-0830-S			2-1/16"	28
		5000	Urethane on Iron	10-3/4"	2-95-UIR-0830-S	2-95-UIT-0830-S		2-1/16"	52
		6,000	Cast Iron	10-3/4"	2-95-CIR-0830-S	2-95-CIT-0830-S		2-1/16"	49
		11000	Forged Steel	10-3/4"	2-95-FSR-0830-S	2-95-FST-0830-S		2-1/16"	56
		20000	Nylatron HD	10-3/4"	2-95-NYB-0830-S			2-1/16"	29
8"	4"	7000	Urethane on Iron	10-3/4"	2-95-UIR-0840-S			2-1/16"	64
		8000	Cast Iron	10-3/4"	2-95-CIR-0840-S			2-1/16"	68
		20000	Forged Steel	10-3/4"	2-95-FSR-0840-S			2-1/16"	88
10"	3"	2000	Rubber on Iron	12-3/4"	2-95-RIR-1030-S			2-9/16"	54
		4000	Omega	12-3/4"	2-95-UOR-1030-S			2-9/16"	61
		4000	Rubber on Aluminum-EHT	12-3/4"	2-95-RAB-1030-S-EHT		2-95-RAT-1030-S-EHT	2-9/16"	61
		4000	Rubber on Iron-EHT	12-3/4"	2-95-RIR-1030-S-EHT		2-95-RIT-1030-S-EHT	2-9/16"	54
		5800	Durastan	12-3/4"	2-95-DUR-1030-S			2-9/16"	31
		6000	Solid Urethane	12-3/4"	2-95-MUB-1030-S			2-9/16"	31
		6000	Urethane on Iron	12-3/4"	2-95-UIR-1030-S	2-95-UIT-1030-S		2-9/16"	61
		6800	GT	12-3/4"	2-95-GTB-1030-S			2-9/16"	45
		6800	Ultra Thick Urethane	12-3/4"	2-95-UTR-1030-S			2-9/16"	64
		8000	Cast Iron	12-3/4"	2-95-CIR-1030-S			2-9/16"	74
		12000	Forged Steel	12-3/4"	2-95-FSR-1030-S			2-9/16"	76
		20000	Nylatron HD	12-3/4"	2-95-NYB-1030-S			2-9/16"	46
		10"	4"	3420	Rubber on Iron	12-3/4"	2-95-RIR-1040-S		
8400	Urethane on Iron			12-3/4"	2-95-UIR-1040-S			2-9/16"	76
9000	Ultra Thick Urethane			12-3/4"	2-95-UTR-1040-S			2-9/16"	76
10000	Cast Iron			12-3/4"	2-95-CIR-1040-S			2-9/16"	116
10000	Forged Steel			12-3/4"	2-95-FSR-1040-S			2-9/16"	110
20000	Forged Steel			12-3/4"	2-95-FST-1040-S			2-9/16"	110
12"	3"	2280	Rubber on Iron	15-1/2"	2-95-RIR-1230-S			3-7/16"	83
		4560	Rubber on Aluminum-EHT	15-1/2"	2-95-RAB-1230-S-EHT		2-95-RAT-1230-S-EHT	3-7/16"	88
		4560	Rubber on Iron-EHT	15-1/2"	2-95-RIR-1230-S-EHT		2-95-RIT-1230-S-EHT	3-7/16"	83
		6800	Urethane on Iron	15-1/2"	2-95-UIR-1230-S			3-7/16"	88
		7000	Durastan	15-1/2"	2-95-DUR-1230-S			3-7/16"	34
		8200	Ultra Thick Urethane	15-1/2"	2-95-UTR-1230-S			3-7/16"	101
		10000	Cast Iron	15-1/2"	2-95-CIR-1230-S			3-7/16"	83
12"	4"	9600	Urethane on Iron	15-1/2"	2-95-UIR-1240-S			3-7/16"	96
		10600	Ultra Thick Urethane	15-1/2"	2-95-UTR-1240-S			3-7/16"	106
12"	5"	12000	Urethane on Iron	15-1/2"	2-95-UIR-1250-S			3-7/16"	155
		13000	Ultra Thick Urethane	15-1/2"	2-95-UTR-1250-S			3-7/16"	155
12"	6"	15000	Urethane on Iron	15-1/2"	2-95-UIR-1260-S			3-7/16"	180
14"	3"	9600	Ultra Thick Urethane	18"	2-95-UTR-1430-S			3-7/8"	126
14"	4"	12400	Ultra Thick Urethane	18"	2-95-UTR-1440-S			3-7/8"	156
14"	5"	15200	Ultra Thick Urethane	18"	2-95-UTR-1450-S			3-7/8"	170
14"	6"	18000	Urethane on Iron	18"	2-95-UIR-1460-S			3-7/8"	178
16"	3"	8000	Durastan	19"	2-95-DUR-1630-S			4-1/8"	89
		9200	Urethane on Iron	19"	2-95-UIR-1630-S			4-1/8"	115
		10800	Ultra Thick Urethane	19"	2-95-UTR-1630-S			4-1/8"	94
16"	4"	12000	Urethane on Iron	19"	2-95-UIR-1640-S			4-1/8"	165
		14200	Ultra Thick Urethane	19"	2-95-UTR-1640-S			4-1/8"	165
16"	5"	16800	Urethane on Iron	19"	2-95-UIR-1650-S			4-1/8"	185
		17600	Ultra Thick Urethane	19"	2-95-UTR-1650-S			4-1/8"	205

To order a rigid caster, change the "S" to "R" in the model number. For example: "2-95-DUR-0830-R". To order rig only, omit the blue letters. For example: "2-95-0830-S". Dimensions shown are nominal. If precise dimensions are required, consult your RWM representative. For approximate weight of our rigid casters, deduct 5.4 pounds per item.