

# S45 STAINLESS STEEL CASTERS

CASTERS

STAINLESS STEEL

ENGINEERED TO OUTPERFORM

RWM's S45 Stainless Steel Casters come standard with stainless steel roller bearings, sealed bearings, precision ball bearings or celcon bearings, axles, spanners and spacers. Our S45 Series features a cold forged top plate, yoke and button that improves swivel action and increases service life with sealed raceways.

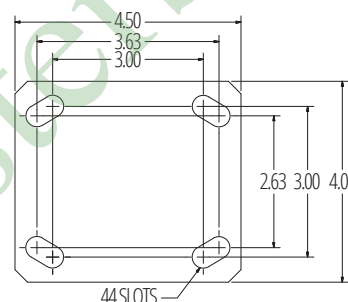
In 6 inch and smaller sizes, this caster features electropolished 304 stainless steel construction, the 8" size is constructed of 202 stainless steel. Stainless steel casters provide a dramatic increase in resistance to corrosion due to environmental or chemical factors. The S45 Series is ideal for wash-down applications such as food processing plants, food service equipment, large volume high temperature bakery and food cooking facilities and many more.



S45-SWB-0620-S

## FEATURES

<b>Raceway Design</b>	Cold forged top plate, yoke and button improves swivel action and increases service life. Heavy duty load and thrust bearings are ground and rotate on raceways. Top plate and legs are 1/4" steel, legs formed for increased strength and continuously welded to yoke. All swivel sections are equipped with a lubrication fitting for field maintenance. RWM lubricates all swivel sections prior to shipment. Notched yokes and sealed swivel raceways are standard.
<b>Capacity</b>	Up to 900 lbs.
<b>Kingpin</b>	5/8" diameter rivet hydraulically compressed to increase strength of swivel section as compared to staking.
<b>Axle</b>	1/2" diameter drilled axle with lubrication fitting provided on casters to improve ease of lubrication where required (not required for ball bearing).
<b>Mounting Plate Size</b>	4" x 4-1/2" x 1/4"
<b>Bolt Hole Spacing</b>	2-5/8" x 3-5/8", slotted to 3"x 3"
<b>Mounting Bolt Diameter</b>	3/8"
<b>Raceway Seals</b>	Standard



## OPTIONS

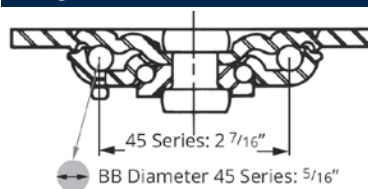
BRAKES	
<b>FCNB</b>	Face Contact Nylon Brake - Will not work with DSL or SL
<b>FCNTLB</b>	Face Contact Nylon Total Lock Brake - Will not work with DSL or SL
<b>SICWB</b>	Stainless Installable Face Contact Brake - Brake is all stainless except for tread lock spring and plastic pedal
<b>WBT</b>	Stainless Side Wheel Brake Tread
SWIVEL LOCKS	
<b>DSL</b>	Demountable Swivel Lock
<b>SL</b>	Swivel Lock
LUBRICATIONS	
<b>HT</b>	High Temperature Lubrication
<b>LT</b>	Low Temperature Lubrication

## APPLICATIONS

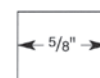
RWM's Stainless Steel Casters feature 304 stainless steel that is highly resistant to conditions that would normally corrode and rust regular zinc plated steel casters. Our Stainless Steel Casters are ideal for wet or damp conditions and harsh environments that may rust or corrode standard zinc casters. These casters are well suited for rugged duty and are designed for wash-down applications such as:

Food processing plants & service equipment	Stock and maintenance carts
Large volume, high temperature bakery and food cooking facilities	Ingredient bins
Bakery and bread racks	Institutional service carts and equipment
Slaughter houses	Hatcheries
Fisheries	Pharmaceutical plants and laboratories
Seafood processing plants	

## RACEWAY



CROSS-SECTION KINGPIN DIAMETERS



UP TO 900 LBS CAPACITY

Wheel Diameter	Wheel Width	Capacity lbs.	Wheel Type	Overall Height	Swivel Caster Model Numbers			Swivel Lead	Approx Weight lbs.
					Roller Bearing	Ball Bearing	Plain Bearing		
4"	2"	350	Performance TPR	5-5/8"	S45-RPR-0420-S	S45-RPB-0420-S	S45-RPC-0420-S	1-3/8"	5.3
		400	Signature	5-5/8"	S45-SWR-0420-S	S45-SWB-0420-S	S45-SWC-0420-S	1-3/8"	5.3
		500	Polyolefin	5-5/8"	S45-POR-0420-S		S45-POC-0420-S	1-3/8"	4.8
		500	Solid Urethane	5-5/8"		S45-MUB-0420-S		1-3/8"	5.2
		600	Urethane Polypropylene	5-5/8"	S45-UPR-0420-S		S45-UPC-0420-S	1-3/8"	5.3
		800	Durastan	5-5/8"	S45-DUR-0420-S		S45-DUC-0420-S	1-3/8"	5.2
		800	High Temp Nylon	5-5/8"	S45-HNR-0420-S			1-3/8"	5.2
		900	GT	5-5/8"		S45-GTB-0420-S		1-3/8"	5.2
		5"	2"	375	Performance TPR	6-1/2"	S45-RPR-0520-S	S45-RPB-0520-S	S45-RPC-0520-S
500	Signature			6-1/2"	S45-SWR-0520-S	S45-SWB-0520-S	S45-SWC-0520-S	1-11/16"	5.3
650	Polyolefin			6-1/2"	S45-POR-0520-S		S45-POC-0520-S	1-11/16"	4.6
750	Urethane Polypropylene			6-1/2"	S45-UPR-0520-S		S45-UPC-0520-S	1-11/16"	5.3
900	Durastan			6-1/2"	S45-DUR-0520-S		S45-DUC-0520-S	1-11/16"	5.4
900	GT			6-1/2"		S45-GTB-0520-S		1-11/16"	5.4
900	High Temp Nylon			6-1/2"	S45-HNR-0520-S			1-11/16"	5.4
900	Solid Urethane			6-1/2"		S45-MUB-0520-S		1-11/16"	5.4
6"	2"			525	Performance TPR	7-1/2"	S45-RPR-0620-S	S45-RPB-0620-S	S45-RPC-0620-S
		600	Signature	7-1/2"	S45-SWR-0620-S	S45-SWB-0620-S	S45-SWC-0620-S	1-3/4"	5.3
		700	Polyolefin	7-1/2"	S45-POR-0620-S		S45-POC-0620-S	1-3/4"	5
		900	Durastan	7-1/2"	S45-DUR-0620-S		S45-DUC-0620-S	1-3/4"	6.3
		900	GT	7-1/2"		S45-GTB-0620-S		1-3/4"	6.3
		900	High Temp Nylon	7-1/2"	S45-HNR-0620-S	S45-HNB-0620-S		1-3/4"	6.3
		900	Solid Urethane	7-1/2"		S45-MUB-0620-S		1-3/4"	6.3
		900	Urethane Polypropylene	7-1/2"	S45-UPR-0620-S		S45-UPC-0620-S	1-3/4"	5.7
		8"	2"	600	Performance TPR	9-1/2"	S45-RPR-0820-S	S45-RPB-0820-S	S45-RPC-0820-S
700	Signature			9-1/2"	S45-SWR-0820-S	S45-SWB-0820-S	S45-SWC-0820-S	2-1/4"	5.3
800	Polyolefin			9-1/2"	S45-POR-0820-S		S45-POC-0820-S	2-1/4"	5.8
900	Durastan			9-1/2"	S45-DUR-0820-S		S45-DUC-0820-S	2-1/4"	7.7
900	GT			9-1/2"		S45-GTB-0820-S		2-1/4"	7.7
900	Solid Urethane			9-1/2"		S45-MUB-0820-S		2-1/4"	7.7
900	Urethane Polypropylene			9-1/2"	S45-UPR-0820-S		S45-UPC-0820-S	2-1/4"	7.7

To order a rigid caster, change the "S" to "R" in the model number. For example: "S45-DUR-0420-R". To order a rig only, omit the blue letters. For example: "S45-0420-S". Dimensions shown are nominal. If precise dimensions are required, consult your RWM representative. For approximate weight of our rigid casters, deduct 0.9 pounds per item.

*RWM has the right tools for the job.*

